

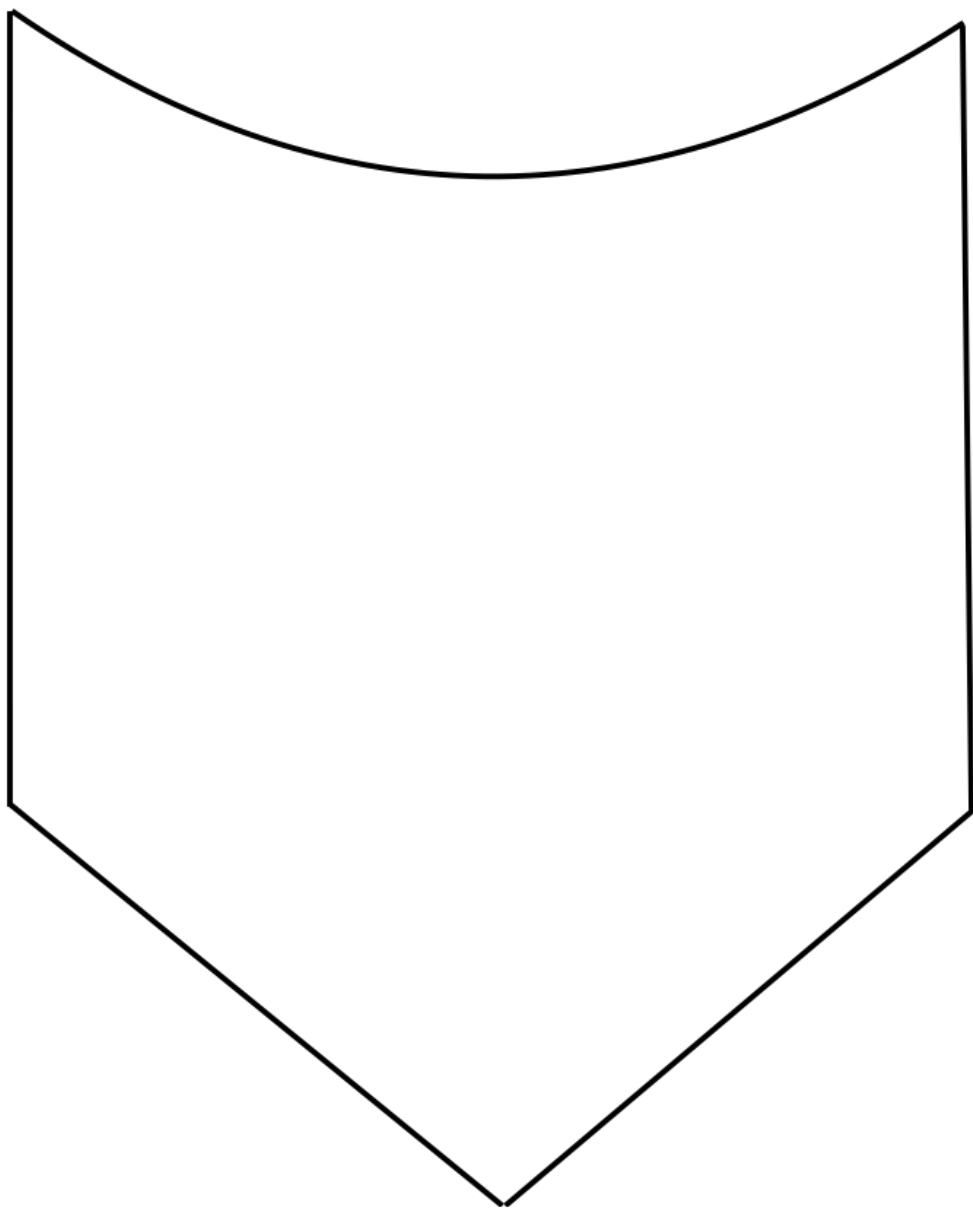


**MASK/COSTUME GUIDE FOR THE VIRTUE OF MEEKNESS, WHOSE EMBLEM IS A DOVE...**





# **INSTRUCTIONS FOR MAKING YOUR COSTUME:**

- 1) Print out this pdf (landscape) on a standard piece of A4 paper and cut out the mask, shield and dove.
- 2) Set aside the dove and use the mask and shield as templates to trace and cut out both shapes on different coloured card (your choice of colours!)
- 3) Glue the shield on to the centre of the mask, so the angled point sits downwards, centrally, just between the mask eyeholes.
- 4) Stick the paper dove emblem vertically to the centre of the shield – and either leave plain white, or decorate with sequins, glitter, felt tips, or whatever else you fancy!
- 5) Use a hole-punch to make holes on either side of the mask and then thread a piece of elastic through them, then knot at both sides, so you can wear the mask comfortably on your head.
- 6) You can make your Virtue even more theatrical by sticking/stapling coloured ribbons to the back of your mask, to create ‘hair’ for yourself. Or add feathers, tinsel... whatever you want to customise your Virtue!
- 7) Finish off your costume by wrapping up warm in comfy, waterproof clothes, then tying a white bedsheet over one shoulder – for that classical toga look!

(See this handy Wikihow on different ways to tie a toga... [www.wikihow.com/Wrap-a-Toga](http://www.wikihow.com/Wrap-a-Toga))